



*viewscope*<sup>®</sup>

**CURTAIN TRACK  
PRICING 2025**

**Wholesale Price List (excluding GST)**
**STANDARD TRACK COMPONENTS**
**Effective 1st March 2025**


IMAGE	VIEWSCAPE CODE	DESCRIPTION	QTY	WHOLESALE PRICE
	<b>STANDARD TRACK</b>			
	CPSTDTRK.2205	SASH	metre	\$6.30
	CPSTDTRK.1000	ANTHRACITE	metre	
	CPSTDTRK.1101	BLACK	metre	
	CPSTDTRK.2501	WHITE	metre	
CPSTDTRK.2537	WHITE BIRCH	metre		


IMAGE	VIEWSCAPE CODE	DESCRIPTION	QTY	WHOLESALE PRICE
	<b>40mm SUPPORT BRACKET</b>			
	CP40MMSUPBKT.2205	SASH	each	\$2.30
	CP40MMSUPBKT.1000	ANTHRACITE	each	
	CP40MMSUPBKT.1101	BLACK	each	
	CP40MMSUPBKT.2501	WHITE	each	
CP40MMSUPBKT.2537	WHITE BIRCH	each		


IMAGE	VIEWSCAPE CODE	DESCRIPTION	QTY	WHOLESALE PRICE
	<b>MASTER UNDERLAP CARRIER</b>			
	CPSTDMCU.2205	SASH	each	\$1.90
	CPSTDMCU.1000	ANTHRACITE	each	
	CPSTDMCU.1101	BLACK	each	
	CPSTDMCU.2501	WHITE	each	
CPSTDMCU.2537	WHITE BIRCH	each		


IMAGE	VIEWSCAPE CODE	DESCRIPTION	QTY	WHOLESALE PRICE
	<b>SINGLE SUPPORT BRACKET</b>			
	CPSGLSUPBKT.2205	SASH	each	\$2.50
	CPSGLSUPBKT.1000	ANTHRACITE	each	
	CPSGLSUPBKT.1101	BLACK	each	
	CPSGLSUPBKT.2501	WHITE	each	
CPSGLSUPBKT.2537	WHITE BIRCH	each		

IMAGE	VIEWSCAPE CODE	DESCRIPTION	QTY	WHOLESALE PRICE
	<b>MASTER CARRIER OVERLAP ARM</b>			
	CPSTDMCO.2205	SASH	each	\$2.00
	CPSTDMCO.1000	ANTHRACITE	each	
	CPSTDMCO.1101	BLACK	each	
	CPSTDMCO.2501	WHITE	each	
CPSTDMCO.2537	WHITE BIRCH	each		

IMAGE	VIEWSCAPE CODE	DESCRIPTION	QTY	WHOLESALE PRICE
	<b>DOUBLE SUPPORT BRACKET</b>			
	CPDBLSUPBKT.2205	SASH	each	\$4.60
	CPDBLSUPBKT.1000	ANTHRACITE	each	
	CPDBLSUPBKT.1101	BLACK	each	
	CPDBLSUPBKT.2501	WHITE	each	
CPDBLSUPBKT.2537	WHITE BIRCH	each		



IMAGE	VIEWSCAPE CODE	DESCRIPTION	QTY	WHOLESALE PRICE
	<b>ONE WAY END CAP - LEFT</b>			
	CPOWECLEFT.2205	SASH	each	\$0.90
	CPOWECLEFT.1000	ANTHRACITE	each	
	CPOWECLEFT.1101	BLACK	each	
	CPOWECLEFT.2501	WHITE	each	
CPOWECLEFT.2537	WHITE BIRCH	each		

IMAGE	VIEWSCAPE CODE	DESCRIPTION	QTY	WHOLESALE PRICE
	<b>SINGLE RETURN BRACKET</b>			
	CPSNGRTNBKT.2205	SASH	each	\$2.50
	CPSNGRTNBKT.1000	ANTHRACITE	each	
	CPSNGRTNBKT.1101	BLACK	each	
	CPSNGRTNBKT.2501	WHITE	each	
CPSNGRTNBKT.2537	WHITE BIRCH	each		

**Wholesale Price List (excluding GST)**
**STANDARD TRACK COMPONENTS**
**Effective 1st March 2025**

IMAGE	VIEWSCAPE CODE	DESCRIPTION	QTY	WHOLESALE PRICE
	<b>ONE WAY END CAP - RIGHT</b>			
	CPOWECRIGHT.2205	SASH	each	\$0.90
	CPOWECRIGHT.1000	ANTHRACITE	each	
	CPOWECRIGHT.1101	BLACK	each	
	CPOWECRIGHT.2501	WHITE	each	
	CPOWECRIGHT.2537	WHITE BIRCH	each	

IMAGE	VIEWSCAPE CODE	DESCRIPTION	QTY	WHOLESALE PRICE
	<b>DOUBLE RETURN END BRACKET</b>			
	CPDBLRTNBKT.2205	SASH	each	\$4.90
	CPDBLRTNBKT.1000	ANTHRACITE	each	
	CPDBLRTNBKT.1101	BLACK	each	
	CPDBLRTNBKT.2501	WHITE	each	
	CPDBLRTNBKT.2537	WHITE BIRCH	each	


IMAGE	VIEWSCAPE CODE	DESCRIPTION	QTY	WHOLESALE PRICE
	<b>SINGLE TOP FIX BRACKET</b>			
	CPSGLTFBKT.2205	SASH	each	\$1.20
	CPSGLTFBKT.1000	ANTHRACITE	each	
	CPSGLTFBKT.1101	BLACK	each	
	CPSGLTFBKT.2501	WHITE	each	
	CPSGLTFBKT.2537	WHITE BIRCH	each	


IMAGE	VIEWSCAPE CODE	DESCRIPTION	QTY	WHOLESALE PRICE
	<b>BRACKET COVERS</b>			
	CPBKTCOVER.2205	SASH	each	\$1.20
	CPBKTCOVER.1000	ANTHRACITE	each	
	CPBKTCOVER.1101	BLACK	each	
	CPBKTCOVER.2501	WHITE	each	
	CPBKTCOVER.2537	WHITE BIRCH	each	

IMAGE	VIEWSCAPE CODE	DESCRIPTION	QTY	WHOLESALE PRICE
	<b>DOUBLE TOP FIX BRACKET</b>			
	CPDBLTFBKT.2205	SASH	each	\$2.60
	CPDBLTFBKT.1000	ANTHRACITE	each	
	CPDBLTFBKT.1101	BLACK	each	
	CPDBLTFBKT.2501	WHITE	each	
	CPDBLTFBKT.2537	WHITE BIRCH	each	


IMAGE	VIEWSCAPE CODE	DESCRIPTION	QTY	WHOLESALE PRICE
	<b>170MM SUPPORT BRACKET</b>			
	CP170SUPBKT.2205	SASH	each	\$9.10
	CP170SUPBKT.1000	ANTHRACITE	each	
	CP170SUPBKT.1101	BLACK	each	
	CP170SUPBKT.2501	WHITE	each	
	CP170SUPBKT.2537	WHITE BIRCH	each	


IMAGE	VIEWSCAPE CODE	DESCRIPTION	QTY	WHOLESALE PRICE
	<b>METAL EXTENDER PLATE</b>			
	CPEXTPLATE.2501	WHITE	each	\$5.40
	CPEXTPLATE.2537	WHITE BIRCH	each	\$5.40


IMAGE	VIEWSCAPE CODE	DESCRIPTION	QTY	WHOLESALE PRICE
	<b>COVER 60MM TO SUIT 170MM PROJ. BRKT</b>			
	CP60BFC.2205	SASH	each	\$2.00
	CP60BFC.1000	ANTHRACITE	each	
	CP60BFC.1101	BLACK	each	
	CP60BFC.2501	WHITE	each	
	CP60BFC.2537	WHITE BIRCH	each	



IMAGE	VIEWSCAPE CODE	DESCRIPTION	QTY	WHOLESALE PRICE
	<b>CORD TENSIONER</b>			
	CPCLEAT.1358	CLEAR	each	\$1.00

IMAGE	VIEWSCAPE CODE	DESCRIPTION	QTY	WHOLESALE PRICE
	<b>INTERNAL TRACK JOINER</b>			
	CPTRKJOIN.2562	ZINC	each	\$2.60

**Wholesale Price List (excluding GST)**
**STANDARD TRACK COMPONENTS**
**Effective 1st March 2025**



















IMAGE	VIEWSCAPE CODE	DESCRIPTION	QTY	WHOLESALE PRICE
	<b>UNIVERSAL END CAP</b>			
	CPUNIEC.2205	SASH	each	\$1.00
	CPUNIEC.1000	ANTHRACITE	each	
	CPUNIEC.1101	BLACK	each	
	CPUNIEC.2501	WHITE	each	
	CPUNIEC.2537	WHITE BIRCH	each	
	<b>TRACK GLIDE</b>			
	CPTRKGLIDE.1165	OPAQUE	each	\$0.17
	<b>WHEELED RUNNER</b>			
	CPWHEELNR.2537	WHITE BIRCH	each	\$0.35
	CPWHEELNR.2501	WHITE	each	
	<b>WAND</b>			
	CPWAND1000.1358	CLEAR	each	\$12.30
	<b>STANDARD REAR SLUNG WAVE GLIDERS</b>			
	CPSTDRSWG	OPAQUE	each	\$0.34

IMAGE	VIEWSCAPE CODE	DESCRIPTION	QTY	WHOLESALE PRICE
	<b>CORD 2.5MM</b>			
	CPCORD25MM.2501	WHITE	metre	\$1.00
	CPCORD25MM.2537	WHITE BIRCH	metre	
	<b>DRAW WHEEL</b>			
	CPDRWHEEL.2205	SASH	each	\$2.90
	CPDRWHEEL.1000	ANTHRACITE	each	
	CPDRWHEEL.1101	BLACK	each	
	CPDRWHEEL.2501	WHITE	each	
	CPDRWHEEL.2537	WHITE BIRCH	each	
	<b>TIE BACK HOOK (40MM)</b>			
	CPTIEBACK.1132	BRASS	each	\$3.00
	<b>INSET PULLY</b>			
	CPINSPULLY.2562	ZINC	each	\$1.40

**Wholesale Price List (excluding GST)**
**Effective 1st March 2025**
**PC Rod Components (Nett)**

IMAGE	CODE	DESCRIPTION	QTY	WHOLESALE PRICE	IMAGE	CODE	DESCRIPTION	QTY	WHOLESALE PRICE
	<b>PC Rod</b>					<b>Stayed Brackets 50mm</b>			
	CPPCR.2501	White	metre	\$5.70		CP50MMSB.2501	50mm Stayed Bracket - White	each	\$2.48
	CPPCR.1122	Ivory	metre	\$5.95		CP50MMSB.1087	50mm Stayed Bracket - Ivory	each	
	<b>Cup Hook</b>					<b>Stayed Brackets 75mm</b>			
	CPCH.2501	Cup Hook - White	each	\$0.62		CP75MMSB.2501	75mm Stayed Bracket - White	each	\$2.60
	<b>Unstayed Brackets 50mm</b>					CP75MMSB.1721	75mm Stayed Bracket - Ivory	each	\$2.98
	CP50MMUB.2501	50mm Unstayed Bracket - White	each	\$2.36	<b>Stayed Brackets 100mm</b>				
	CP50MMUB.1087	50mm Unstayed Bracket - Ivory	each		CP100MMSB.2501	100mm Stayed Bracket - White	each	\$2.85	
	<b>Unstayed Brackets 75mm</b>				CP100MMSB.1721	100mm Stayed Bracket - Ivory	each	\$3.35	
	CP75MMUB.2501	75mm Unstayed Bracket - White	each	\$2.85	<b>Muslin Bracket</b>				
	CP75MMUB.1087	75mm Unstayed Bracket - Ivory	each		CPMB.2501	Muslin bracket - White	each	\$1.49	
	<b>Unstayed Brackets 100mm</b>					<b>Acorn Round End</b>			
	CP100MMUB.2501	100mm Unstayed Bracket - White	each	\$3.10		CPARE.2501	Acorn Round End - White	each	\$0.99
	CP100MMUB.1721	100mm Unstayed Bracket - Ivory	each			CPARE.1090	Acorn Round End - Ivory	each	\$1.61
	<b>Elbow Joiner</b>								
	CPEJ.2501	Elbow Joiner - White	each	\$1.74					
	CPEJ.1087	Elbow Joiner - Birch	each	\$1.86					

**Wholesale Price List (excluding GST)**
**Effective 1st March 2025**
**STANDARD SINGLE TRACK**

Track Code							Track Width								
Type	Bkt	Black	White Birch	White	Anthracite	Sash	900	1200	1500	1800	2100	2400	2700	3000	3300
Hand Drawn	TOP FIX	BH1	WBH1	WH1	AH1	SH1	\$21	\$24	\$26	\$31	\$33	\$36	\$40	\$42	\$46
	40mm	BH2	WBH2	WH2	AH2	SH2	\$22	\$28	\$31	\$34	\$39	\$42	\$44	\$48	\$52
	75-105mm	BH3	WBH3	WH3	AH3	SH3	\$24	\$29	\$32	\$36	\$41	\$44	\$48	\$50	\$56
	110-140mm	BH4	WBH4	WH4	AH4	SH4	\$26	\$33	\$35	\$41	\$44	\$49	\$54	\$56	\$61
	145-175mm	BH6	WBH6	WH6	AH6	SH6	\$31	\$41	\$43	\$51	\$54	\$63	\$65	\$67	\$77
Cord-Centre Close	TOP FIX	BC1	WBC1	WC1	AC1	SC1	\$29	\$33	\$35	\$40	\$43	\$47	\$49	\$54	\$57
	40mm	BC2	WBC2	WC2	AC2	SC2	\$31	\$34	\$39	\$43	\$47	\$50	\$55	\$58	\$62
	75-105mm	BC3	WBC3	WC3	AC3	SC3	\$31	\$35	\$40	\$44	\$48	\$54	\$57	\$60	\$65
	110-140mm	BC4	WBC4	WC4	AC4	SC4	\$32	\$39	\$42	\$48	\$50	\$57	\$61	\$64	\$69
	145-175mm	BC6	WBC6	WC6	AC6	SC6	\$36	\$47	\$49	\$59	\$61	\$70	\$73	\$77	\$86
Cord-One Way Draw	TOP FIX	BO1	WBO1	WO1	AO1	SO1	\$26	\$31	\$34	\$39	\$42	\$44	\$48	\$52	\$56
	40mm	BO2	WBO2	WO2	AO2	SO2	\$31	\$34	\$39	\$43	\$46	\$50	\$55	\$58	\$62
	75-105mm	BO3	WBO3	WO3	AO3	SO3	\$29	\$34	\$39	\$43	\$47	\$52	\$56	\$58	\$63
	110-140mm	BO4	WBO4	WO4	AO4	SO4	\$31	\$36	\$41	\$47	\$49	\$56	\$60	\$62	\$68
	145-175mm	BO6	WBO6	WO6	AO6	SO6	\$35	\$46	\$49	\$58	\$61	\$69	\$73	\$77	\$86

**Wholesale Price List (excluding GST)**

**Effective 1st March 2025**

**STANDARD SINGLE TRACK**

Track Code							Track Width								
Type	Bkt	Black	White Birch	White	Anthracite	Sash	3600	3900	4200	4500	4800	5100	5400	5700	6000
Hand Drawn	TOP FIX	BH1	WBH1	WH1	AH1	SH1	\$48	\$50	\$55	\$57	\$61	\$63	\$65	\$69	\$71
	40mm	BH2	WBH2	WH2	AH2	SH2	\$56	\$60	\$62	\$65	\$68	\$71	\$76	\$78	\$84
	75-105mm	BH3	WBH3	WH3	AH3	SH3	\$61	\$63	\$65	\$70	\$73	\$76	\$82	\$85	\$89
	110-140mm	BH4	WBH4	WH4	AH4	SH4	\$67	\$69	\$73	\$78	\$82	\$85	\$90	\$93	\$98
	145-175mm	BH6	WBH6	WH6	AH6	SH6	\$86	\$89	\$91	\$99	\$101	\$103	\$114	\$117	\$125
Cord-Centre Close	TOP FIX	BC1	WBC1	WC1	AC1	SC1	\$61	\$64	\$67	\$70	\$75	\$78	\$83	\$85	\$89
	40mm	BC2	WBC2	WC2	AC2	SC2	\$67	\$70	\$75	\$78	\$83	\$86	\$91	\$93	\$98
	75-105mm	BC3	WBC3	WC3	AC3	SC3	\$70	\$75	\$77	\$84	\$86	\$90	\$94	\$98	\$103
	110-140mm	BC4	WBC4	WC4	AC4	SC4	\$76	\$80	\$84	\$90	\$92	\$96	\$102	\$104	\$112
	145-175mm	BC6	WBC6	WC6	AC6	SC6	\$95	\$97	\$100	\$110	\$114	\$117	\$125	\$128	\$137
Cord-One Way Draw	TOP FIX	BO1	WBO1	WO1	AO1	SO1	\$60	\$62	\$65	\$69	\$73	\$76	\$80	\$84	\$87
	40mm	BO2	WBO2	WO2	AO2	SO2	\$67	\$70	\$75	\$78	\$83	\$86	\$90	\$93	\$98
	75-105mm	BO3	WBO3	WO3	AO3	SO3	\$69	\$71	\$76	\$82	\$85	\$89	\$93	\$97	\$102
	110-140mm	BO4	WBO4	WO4	AO4	SO4	\$75	\$77	\$82	\$87	\$91	\$93	\$99	\$103	\$108
	145-175mm	BO6	WBO6	WO6	AO6	SO6	\$95	\$97	\$100	\$110	\$114	\$117	\$125	\$128	\$137

Over 6000mm, add \$5 every 150mm

**Wholesale Price List (excluding GST)**
**Effective 1st March 2025**
**STANDARD DOUBLE TRACK FACE FIX**

Track Code						
Type	Bkt	Black	White Birch	White	Anthracite	Sash
2 Hand Drawn	110-140mm	BHH4	WBHH4	WHH4	AHH4	SHH4
2 One Way Draw		BOO4	WBOO4	WOO4	AOO4	SOO4
2 Centre Close		BCC4	WBCC4	WCC4	ACC4	SCC4
1 C.C + 1 H.D		BCH4	WBCH4	WCH4	ACH4	SCH4
1 H.D + 1 O.W.D		BHO4	WBHO4	WHO4	AHO4	SHO4
1 C.C + 1 O.W.D		BCO4	WBCO4	WCO4	ACO4	SCO4

Track Width								
900	1200	1500	1800	2100	2400	2700	3000	3300
\$42	\$52	\$58	\$67	\$73	\$83	\$89	\$94	\$103
\$57	\$68	\$75	\$86	\$93	\$104	\$113	\$120	\$129
\$60	\$70	\$78	\$89	\$96	\$106	\$114	\$121	\$132
\$52	\$62	\$68	\$78	\$85	\$94	\$102	\$108	\$119
\$50	\$61	\$67	\$77	\$84	\$93	\$99	\$106	\$116
\$58	\$69	\$77	\$87	\$94	\$104	\$113	\$120	\$129

Track Code						
Type	Bkt	Black	White Birch	White	Anthracite	Sash
2 Hand Drawn	110-140mm	BHH4	WBHH4	WHH4	AHH4	SHH4
2 One Way Draw		BOO4	WBOO4	WOO4	AOO4	SOO4
2 Centre Close		BCC4	WBCC4	WCC4	ACC4	SCC4
1 C.C + 1 H.D		BCH4	WBCH4	WCH4	ACH4	SCH4
1 H.D + 1 O.W.D		BHO4	WBHO4	WHO4	AHO4	SHO4
1 C.C + 1 O.W.D		BCO4	WBCO4	WCO4	ACO4	SCO4

Track Width								
3600	3900	4200	4500	4800	5100	5400	5700	6000
\$114	\$120	\$125	\$135	\$140	\$147	\$156	\$162	\$171
\$141	\$149	\$156	\$168	\$174	\$182	\$193	\$200	\$212
\$142	\$149	\$156	\$166	\$174	\$182	\$192	\$199	\$211
\$128	\$135	\$141	\$151	\$158	\$165	\$175	\$182	\$192
\$126	\$134	\$140	\$150	\$156	\$163	\$172	\$178	\$190
\$140	\$148	\$155	\$165	\$172	\$180	\$191	\$198	\$207

**Over 6000mm, add \$6 every 150mm**
**Legend - B=Black, WB=White Birch, W=White, A=Anthracite, S=Sash, H=Hand draw, O=Cord One Way, C=Cord-Centre close**



**Wholesale Price List (excluding GST)**
**Effective 1st March 2025**
**STANDARD DOUBLE TRACK TOP FIX**

Track Code							Track Width								
Type	Bkt	Black	White Birch	White	Anthracite	Sash	900	1200	1500	1800	2100	2400	2700	3000	3300
2 Hand Drawn	110-140mm	BHH5	WBHH5	WHH5	AHH5	SHH5	\$41	\$48	\$54	\$61	\$67	\$75	\$82	\$86	\$93
2 One Way Draw		BOO5	WBOO5	WOO5	AOO5	SOO5	\$55	\$63	\$70	\$80	\$87	\$96	\$103	\$112	\$120
2 Centre Close		BCC5	WBCC5	WCC5	ACC5	SCC5	\$58	\$67	\$73	\$83	\$90	\$98	\$106	\$113	\$121
1 C.C + 1 H.D		BCH5	WBCH5	WCH5	ACH5	SCH5	\$49	\$58	\$64	\$71	\$80	\$87	\$93	\$99	\$108
1 H.D + 1 O.W.D		BHO5	WBHO5	WHO5	AHO5	SHO5	\$48	\$56	\$63	\$70	\$77	\$86	\$92	\$98	\$107
1 C.C + 1 O.W.D		BCO5	WBCO5	WCO5	ACO5	SCO5	\$57	\$65	\$71	\$82	\$89	\$97	\$104	\$112	\$120

Track Code							Track Width								
Type	Bkt	Black	White Birch	White	Anthracite	Sash	3600	3900	4200	4500	4800	5100	5400	5700	6000
2 Hand Drawn	110-140mm	BHH5	WBHH5	WHH5	AHH5	SHH5	\$100	\$107	\$114	\$121	\$127	\$133	\$140	\$147	\$154
2 One Way Draw		BOO5	WBOO5	WOO5	AOO5	SOO5	\$129	\$137	\$145	\$154	\$162	\$169	\$177	\$186	\$194
2 Centre Close		BCC5	WBCC5	WCC5	ACC5	SCC5	\$129	\$137	\$145	\$154	\$161	\$168	\$176	\$185	\$193
1 C.C + 1 H.D		BCH5	WBCH5	WCH5	ACH5	SCH5	\$116	\$123	\$129	\$137	\$143	\$151	\$159	\$165	\$174
1 H.D + 1 O.W.D		BHO5	WBHO5	WHO5	AHO5	SHO5	\$115	\$121	\$128	\$136	\$142	\$149	\$158	\$164	\$172
1 C.C + 1 O.W.D		BCO5	WBCO5	WCO5	ACO5	SCO5	\$128	\$136	\$143	\$151	\$159	\$166	\$175	\$184	\$191

**Over 6000mm, add \$6 every 150mm**
**Legend - B=Black, WB=White Birch, W=White, A=Anthracite, S=Sash, H=Hand draw, O=Cord One Way, C=Cord-Centre close**

Wholesale Price List (excluding GST)

Effective 1st March 2025

## Curtain Tracks

Side Drape (Standard)						
Type	Bkt	Black	White Birch	White	Anthracite	Sash
<b>Hand Drawn</b>	TOP FIX	BSDH1	WBSDH1	WSDH1	ASDH1	SSDH1
	40mm	BSDH2	WBSDH2	WSDH2	ASDH2	SSDH2
	75-105mm	BSDH3	WBSDH3	WSDH3	ASDH3	SSDH3
	110-140mm	BSDH4	WBSDH4	WSDH4	ASDH4	SSDH4

 Max Width  
750mm

\$21

\$21

\$28

\$32

**Sold as Pair**











Conduit Rods			
Type	Bkt projection	White	Ivory
<b>Cup Hooks</b>		WPC CH	IPC CH
<b>Muslin</b>		WPC M	IPC M
<b>Stayed Bkt</b>	50mm	WPC S50	IPC S50
<b>Stayed Bkt</b>	75mm	WPC S75	IPC S75
<b>Stayed Bkt</b>	100mm	WPC S100	IPC S100
<b>Unstayed Bkt</b>	75mm	WPC U75	IPC U75
<b>Unstayed Bkt</b>	100mm	WPC U100	IPC U100
<b>DBL. Unstayed Bkt</b>	127mm	WPC U127	IPC U127

1000	1500	2000	2500	3000	3500	4000	4500	5000
2 Bkts	3 Bkts		4 Bkts		5 Bkts			
\$15	\$18	\$19	\$20	\$22	\$25	\$26	\$29	\$31
\$15	\$18	\$19	\$20	\$22	\$25	\$26	\$29	\$31
\$18	\$20	\$21	\$24	\$25	\$28	\$29	\$31	\$33
\$19	\$22	\$24	\$26	\$31	\$32	\$35	\$39	\$40
\$20	\$25	\$26	\$28	\$33	\$35	\$40	\$42	\$43
\$18	\$21	\$24	\$25	\$29	\$31	\$34	\$36	\$39
\$20	\$25	\$26	\$29	\$34	\$35	\$41	\$42	\$44
\$20	\$25	\$26	\$29	\$34	\$35	\$41	\$42	\$44

## Wholesale Price List (excluding GST)

Effective 1st March 2025

**29mm Decorator Rod Components**

IMAGE	CODE	DESCRIPTION	QTY	WHOLESALE PRICE	IMAGE	CODE	DESCRIPTION	QTY	WHOLESALE PRICE
	<b>29mm DECORATOR ROD</b>					<b>29mm RIBBED FINIAL</b>			
	CP29DR.2350	Stainless Steel Rod	metre	\$12.20		CP29MMRF.2350	Ribbed Finial Stainless Steel	each	\$12.80
	CP29DR.1068	Black Nickel Rod	metre			CP29MMRF.1068	Ribbed Finial Black Nickel	each	
	<b>29mm JOINER</b>					<b>29mm END CAP</b>			
	CP29MMRJ	Rod Joiner Zinc	each	\$2.40		CP29MMEC.2350	End Cap Stainless Steel	each	\$9.50
						CP29MMEC.1068	End Cap Black Nickel	each	
	<b>29mm ELBOW</b>					<b>29mm PLAIN BALL FINIAL</b>			
	CP29MME.2350	Stainless Steel Elbow	each	\$11.60		CP29MMPBF.2350	Plain Ball Finial Stainless Steel	each	\$9.10
	CP29MME.1068	Black Nickel Elbow	each				CP29MMPBF.1068	Plain Ball Finial Black Nickel	
	<b>PASSOVER RINGS</b>					<b>29mm BRACKET</b>			
	CP29MMPR.2350	Stainless Steel	each	\$1.60		CP29MMBKT.2350	Bracket Stainless Steel	each	\$6.50
	CP29MMPR.1068	Black Nickel	each				CP29MMBKT.1068	Bracket Black Nickel	
	<b>LINED RINGS</b>					<b>PASSOVER BRACKET</b>			
	CP29MMLR.2350	Lined Ring Stainless Steel	each	\$1.80		CP29MMPB.2350	Stainless Steel Passover Bracket	each	\$6.80
	CP29MMLR.1068	Lined Ring Black Nickel	each					(Stainless steel only)	

**Wholesale Price List (excluding GST)**
**Effective 1st March 2025**
**29mm Decorator Rods**

COLOUR	TRACK CODE	FINIAL TYPE	ADJUSTABLE PROJECTION	2 Brackets			3 Brackets							
				1000	1500	2000	2500	3000	3500	4000	4500	5000	5500	6000
				1 LENGTH					JOINER					
<b>Stainless Steel</b>	SS29PB	PLAIN BALL	95-130mm	\$68	\$84	\$97	\$116	\$129	\$147	\$161	\$175	\$190	\$203	\$219
<b>Black Nickel</b>	BN29PB													
<b>Stainless Steel</b>	SS29R	RIBBED	95-130mm	\$75	\$89	\$102	\$121	\$136	\$151	\$166	\$180	\$194	\$208	\$223
<b>Black Nickel</b>	BN29R													
<b>Stainless Steel</b>	SS29EC	END CAP	95-130mm	\$67	\$83	\$96	\$115	\$128	\$145	\$159	\$172	\$188	\$201	\$217
<b>Black Nickel</b>	BN29EC													

**29mm Decorator Rods Corner Range 2 Bends**

COLOUR	TRACK CODE	FINIAL TYPE	ADJUSTABLE PROJECTION	2 Brackets			3 Brackets							
				1000	1500	2000	2500	3000	3500	4000	4500	5000	5500	6000
				1 LENGTH					JOINER					
<b>Stainless Steel</b>	SS292PB	PLAIN BALL	95-130mm	\$91	\$103	\$116	\$128	\$141	\$162	\$174	\$187	\$199	\$213	\$226
<b>Black Nickel</b>	BN292PB													
<b>Stainless Steel</b>	SS292R	RIBBED	95-130mm	\$96	\$108	\$121	\$134	\$147	\$161	\$172	\$186	\$198	\$211	\$223
<b>Black Nickel</b>	BN292R													
<b>Stainless Steel</b>	SS292EC	END CAP	95-130mm	\$90	\$102	\$115	\$127	\$140	\$154	\$166	\$178	\$192	\$204	\$217
<b>Black Nickel</b>	BN292EC													

**LEGEND**
**COLOUR**

 SS = Stainless Steel  
 BN = Black Nickel

**FINIALS**

 EC = End Cap  
 PB = Plain Ball  
 R = Ribbed

**Wholesale Price List (excluding GST)**
**Effective 1st March 2025**
**29mm Decorator Rods Corner Range 4 Bends**

COLOUR	TRACK CODE	FINIAL TYPE	ADJUSTABLE PROJECTION	2 Brackets			3 Brackets							
				1000	1500	2000	2500	3000	3500	4000	4500	5000	5500	6000
				1 LENGTH						JOINER				
<b>Stainless Steel</b>	SS294PB	PLAIN BALL	95-130mm	\$112	\$123	\$136	\$149	\$162	\$184	\$195	\$207	\$221	\$233	\$245
<b>Black Nickel</b>	BN294PB													
<b>Stainless Steel</b>	SS294R	RIBBED	95-130mm	\$118	\$129	\$142	\$155	\$168	\$182	\$194	\$206	\$220	\$232	\$244
<b>Black Nickel</b>	BN294R													
<b>Stainless Steel</b>	SS294EC	END CAP	95-130mm	\$111	\$122	\$135	\$148	\$161	\$174	\$187	\$199	\$212	\$225	\$237
<b>Black Nickel</b>	BN294EC													

**29mm Decorator Rods Corner Range 6 Bends**

COLOUR	TRACK CODE	FINIAL TYPE	ADJUSTABLE PROJECTION	2 Brackets			3 Brackets							
				1000	1500	2000	2500	3000	3500	4000	4500	5000	5500	6000
				1 LENGTH						JOINER				
<b>Stainless Steel</b>	SS296PB	PLAIN BALL	95-130mm	\$129	\$142	\$154	\$167	\$180	\$193	\$205	\$218	\$230	\$242	\$255
<b>Black Nickel</b>	BN296PB													
<b>Stainless Steel</b>	SS296R	RIBBED	95-130mm	\$134	\$146	\$158	\$169	\$181	\$194	\$206	\$218	\$230	\$241	\$254
<b>Black Nickel</b>	BN296R													
<b>Stainless Steel</b>	SS296EC	END CAP	95-130mm	\$129	\$141	\$153	\$166	\$176	\$191	\$201	\$214	\$225	\$238	\$248
<b>Black Nickel</b>	BN296EC													

**LEGEND**
**COLOUR**

 SS = Stainless Steel  
 BN = Black Nickel

**FINIALS**

 EC = End Cap  
 PB = Plain Ball  
 R = Ribbed

**Wholesale Price List (excluding GST)**
**38mm Decorator Track Components**
**Effective 1st March 2025**


IMAGE	CODE	DESCRIPTION	QTY	WHOLESALE PRICE
	<b>38mm DECO TRACK PLAIN</b>			
	CP38MMDECTRK.2205	SASH	metre	\$11.70
	CP38MMDECTRK.1000	ANTHRACITE		
	CP38MMDECTRK.1101	BLACK		
	CP38MMDECTRK.2501	WHITE		
	CP38MMDECTRK.2537	WHITE BIRCH		


IMAGE	CODE	DESCRIPTION	QTY	WHOLESALE PRICE
	<b>BALL FINIAL</b>			
	CP38MMBALLFIN.2205	SASH	each	\$19.20
	CP38MMBALLFIN.1000	ANTHRACITE		
	CP38MMBALLFIN.1101	BLACK		
	CP38MMBALLFIN.2501	WHITE		
	CP38MMBALLFIN.2537	WHITE BIRCH		


IMAGE	CODE	DESCRIPTION	QTY	WHOLESALE PRICE
	<b>RINGLESS RUNNERS</b>			
	CP38MMRRUN.2205	SASH	each	\$1.70
	CP38MMRRUN.1000	ANTHRACITE		
	CP38MMRRUN.1101	BLACK		
	CP38MMRRUN.2501	WHITE		
	CP38MMRRUN.2537	WHITE BIRCH		


IMAGE	CODE	DESCRIPTION	QTY	WHOLESALE PRICE
	<b>RIBBED FINIAL</b>			
	CP38MMRIBFIN.2205	SASH	each	\$19.20
	CP38MMRIBFIN.1000	ANTHRACITE		
	CP38MMRIBFIN.1101	BLACK		
	CP38MMRIBFIN.2501	WHITE		
	CP38MMRIBFIN.2537	WHITE BIRCH		



IMAGE	CODE	DESCRIPTION	QTY	WHOLESALE PRICE
	<b>DECO PULLY</b>			
	CP38MMDBLPUL	DOUBLE	each	\$3.60
	CP38MMSGPLPUL	SINGLE	each	\$3.00



IMAGE	CODE	DESCRIPTION	QTY	WHOLESALE PRICE
	<b>END CAP</b>			
	CP38MMECFIN.2205	SASH	each	\$4.60
	CP38MMECFIN.1000	ANTHRACITE		
	CP38MMECFIN.1101	BLACK		
	CP38MMECFIN.2501	WHITE		
	CP38MMECFIN.2537	WHITE BIRCH		

IMAGE	CODE	DESCRIPTION	QTY	WHOLESALE PRICE
	<b>OVERLAP MASTER</b>			
	CP38MMOLARM.2205	SASH	each	\$5.60
	CP38MMOLARM.1000	ANTHRACITE		
	CP38MMOLARM.1101	BLACK		
	CP38MMOLARM.2501	WHITE		
	CP38MMOLARM.2537	WHITE BIRCH		

IMAGE	CODE	DESCRIPTION	QTY	WHOLESALE PRICE
	<b>DOUBLE BRACKET</b>			
	CP38MMDBLBKT.2205	SASH	each	\$5.60
	CP38MMDBLBKT.1000	ANTHRACITE		
	CP38MMDBLBKT.1101	BLACK		
	CP38MMDBLBKT.2501	WHITE		
	CP38MMDBLBKT.2537	WHITE BIRCH		

**Wholesale Price List (excluding GST)**
**38mm Decorator Track Components**
**Effective 1st March 2025**




IMAGE	CODE	DESCRIPTION	QTY	WHOLESALE PRICE
	<b>HAND TRAVERSE END STOP</b>			
	CP38MMHTES		each	\$1.50
	<b>UNDERLAP MASTER</b>			
	CP38MMULARM.2205	SASH	each	\$5.20
	CP38MMULARM.1000	ANTHRACITE		
	CP38MMULARM.1101	BLACK		
	CP38MMULARM.2501	WHITE		
CP38MMULARM.2537	WHITE BIRCH			

IMAGE	CODE	DESCRIPTION	QTY	WHOLESALE PRICE
	<b>SINGLE BRACKET</b>			
	CP38MMSGLBKT.2205	SASH	each	\$4.70
	CP38MMSGLBKT.1000	ANTHRACITE		
	CP38MMSGLBKT.1101	BLACK		
	CP38MMSGLBKT.2501	WHITE		
CP38MMSGLBKT.2537	WHITE BIRCH			

**Wholesale Price List (excluding GST)**
**Effective 1st March 2025**
**Single 38mm Decorator Track & End Cap**

		<b>TRACK WIDTH (Excluding Finials)</b>								
		<b>900</b>	<b>1200</b>	<b>1500</b>	<b>1800</b>	<b>2100</b>	<b>2400</b>	<b>2700</b>	<b>3000</b>	<b>3300</b>
<b>Bracket</b>	<b>Hand Drawn</b>									
	<b>Cord-One Way Draw</b>									
	<b>Cord-Centre Close</b>									
	<b>65mm-110mm</b>	\$60	\$68	\$81	\$91	\$100	\$112	\$122	\$133	\$142
	<b>SINGLE</b>	\$70	\$81	\$92	\$101	\$113	\$122	\$134	\$145	\$154
	<b>SINGLE</b>	\$70	\$81	\$92	\$101	\$113	\$122	\$134	\$145	\$154
<b>Bracket</b>	<b>Hand Drawn</b>	\$62	\$73	\$82	\$96	\$105	\$116	\$130	\$139	\$150
	<b>Cord-One Way Draw</b>	\$73	\$83	\$97	\$108	\$118	\$131	\$141	\$151	\$162
	<b>Cord-Centre Close</b>	\$72	\$82	\$95	\$104	\$115	\$128	\$139	\$150	\$159
	<b>110mm-175mm</b>									
	<b>DOUBLE</b>									
	<b>DOUBLE</b>									
<b>Bracket</b>	<b>Hand Drawn</b>									
	<b>Cord-One Way Draw</b>									
	<b>Cord-Centre Close</b>									
	<b>65mm-110mm</b>	\$163	\$176	\$186	\$196	\$210	\$219	\$231	\$243	\$254
	<b>SINGLE</b>	\$179	\$189	\$202	\$213	\$223	\$236	\$249	\$259	\$271
	<b>SINGLE</b>	\$179	\$189	\$202	\$213	\$223	\$236	\$249	\$259	\$271
<b>Bracket</b>	<b>Hand Drawn</b>	\$170	\$179	\$190	\$204	\$214	\$225	\$237	\$249	\$260
	<b>Cord-One Way Draw</b>	\$181	\$191	\$207	\$216	\$227	\$241	\$252	\$263	\$277
	<b>Cord-Centre Close</b>	\$180	\$190	\$204	\$215	\$226	\$238	\$251	\$261	\$274
	<b>110mm-175mm</b>									
	<b>DOUBLE</b>									
	<b>DOUBLE</b>									

<b>Colour</b>	<b>Hand Drawn</b>		<b>Cord- Centre Close</b>		<b>Cord One Way Draw</b>	
	<b>Single Bkt</b>	<b>Double Bkt</b>	<b>Single Bkt</b>	<b>Double Bkt</b>	<b>Single Bkt</b>	<b>Double Bkt</b>
<b>Black</b>	BRH3E	BRH4E	BRC3E	BRC4E	BRO3E	BRO4E
<b>Sash</b>	SRH3E	SRH4E	SRC3E	SRC4E	SRO3E	SRO4E
<b>White Birch</b>	WBRH3E	WBRH4E	WBRC3E	WBRC4E	WBRO3E	WBRO4E
<b>White</b>	WRH3E	WRH4E	WRC3E	WRC4E	WRO3E	WRO4E
<b>Anthracite</b>	ARH3E	ARH4E	ARC3E	ARC4E	ARO3E	ARO4E

**Add \$23.60 per track for Finials**
**When ordering Ball Or Ribbed Finial replace EC with B or R (eg ARO4B)**
**LEGEND - COLOUR: B= Black, S= Sash, WB= White Birch, W= White, A= Anthracite | E=End Cap | OPERATION: H = Hand Drawn, O = Cord-One Way Draw, C = Cord- Centre Close**
**Bkt Projection: Single = 3, Double = 4**



Wholesale Price List (excluding GST)

Effective 1st March 2025

Double 38mm Decorator Track End Cap

	Bkt	900	1200	1500	1800	2100	2400	2700	3000	3300	3600	
Decorator HD + Standard track Hand	115mm-175mm	77	92	104	118	133	147	158	175	187	202	
Decorator HD + Standard track One Way		84	101	114	130	142	155	172	183	196	212	
Decorator HD + Standard track C/Close		92	104	118	133	147	158	175	187	202	214	
Decorator OWD + Standard track Hand		215	\$229	\$243	\$256	\$271	\$285	\$297	\$311			
Decorator OWD + Standard track One Way		226	241	254	268	282	295	310	324			
Decorator OWD + Standard track C/Close		227	242	255	269	284	296	311	326			
Decorator CC + Standard track Hand												
Decorator CC + Standard track One Way												
Decorator CC + Standard track C/Close												

	Bkt	3900	4200	4500	4800	5100	5400	5700	6000		
Decorator HD + Standard track Hand	115mm-175mm	215	\$229	\$243	\$256	\$271	\$285	\$297	\$311	Track Width Excluding Finials	
Decorator HD + Standard track One Way		226	241	254	268	282	295	310	324		
Decorator HD + Standard track C/Close		227	242	255	269	284	296	311	326		
Decorator OWD + Standard track Hand											
Decorator OWD + Standard track One Way											
Decorator OWD + Standard track C/Close											
Decorator CC + Standard track Hand											
Decorator CC + Standard track One Way											
Decorator CC + Standard track C/Close											

NOTE: Back track will be White Birch

Colour	HAND DRAWN			ONE WAY DRAW			CENTRE CLOSE		
	Hand Drawn	One Way Draw	Centre Close	Hand Drawn	One Way Draw	Centre Close	Hand Drawn	One Way Draw	Centre Close
<b>Black</b>	BRHH4E	BRHO4E	BRHC4E	BROH4E	BROO4E	BROC4E	BRCH4E	BRCO4E	BRCC4E
<b>Sash</b>	SRHH4E	SRHO4E	SRHC4E	SROH4E	SROO4E	SROC4E	SRCH4E	SRCO4E	SRCC4E
<b>White Birch</b>	WBRHH4E	WBRHO4E	WBRHC4E	WBROH4E	WBROO4E	WBROC4E	WBRCH4E	WBRCO4E	WBRC4E
<b>White</b>	WRHH4E	WRHO4E	WRHC4E	WROH4E	WROO4E	WROC4E	WRCH4E	WRCO4E	WRCC4E
<b>Anthracite</b>	ARHH4E	ARHO4E	ARHC4E	AROH4E	AROO4E	AROC4E	ARCH4E	ARCO4E	ARCC4E

Add \$23.60 per track for Finials

When ordering Ball Or Ribbed Finial replace EC with B or R (eg ARHC4B)

LEGEND - COLOUR: B= Black, S= Sash, WB= White Birch, W= White, A= Anthracite | EC=End Cap | OPERATION: H = Hand Drawn, O = Cord-One Way Draw, C = Cord- Centre Close

**Wholesale Price List (excluding GST)**
**Effective 1st March 2025**
**STANDARD WAVE FOLD SINGLE TRACK**

Track Code							Track Width								
Type	Bkt	Black	White Birch	White	Anthracite	Sash	900	1200	1500	1800	2100	2400	2700	3000	3300
Hand Drawn One Way	TOP FIX	BSWHOW1	WBSWHOW1	WSWHOW1	ASWHOW1	SSWHOW1	\$46	\$56	\$64	\$74	\$83	\$92	\$100	\$110	\$119
	75-105mm	BSWHOW3	WBSWHOW3	WSWHOW3	ASWHOW3	SSWHOW3	\$50	\$61	\$69	\$81	\$89	\$99	\$108	\$118	\$127
	110-140mm	BSWHOW4	WBSWHOW4	WSWHOW4	ASWHOW4	SSWHOW4	\$55	\$67	\$76	\$88	\$97	\$110	\$118	\$126	\$139
	145-175mm	BSWHOW6	WBSWHOW6	WSWHOW6	ASWHOW6	SSWHOW6	\$70	\$81	\$89	\$106	\$115	\$132	\$140	\$150	\$166
Hand Drawn Centre Close	TOP FIX	BSWHCC1	WBSWHCC1	WSWHCC1	ASWHCC1	SSWHCC1	\$54	\$62	\$71	\$81	\$89	\$98	\$107	\$116	\$125
	75-105mm	BSWHCC3	WBSWHCC3	WSWHCC3	ASWHCC3	SSWHCC3	\$59	\$69	\$78	\$89	\$97	\$108	\$117	\$126	\$136
	110-140mm	BSWHCC4	WBSWHCC4	WSWHCC4	ASWHCC4	SSWHCC4	\$65	\$77	\$86	\$98	\$107	\$119	\$127	\$137	\$149
	145-175mm	BSWHCC6	WBSWHCC6	WSWHCC6	ASWHCC6	SSWHCC6	\$85	\$93	\$101	\$120	\$127	\$146	\$155	\$163	\$181

Track Code							Track Width								
Type	Bkt	Black	White Birch	White	Anthracite	Sash	3600	3900	4200	4500	4800	5100	5400	5700	6000
Hand Drawn One Way	TOP FIX	BSWHOW1	WBSWHOW1	WSWHOW1	ASWHOW1	SSWHOW1	\$127	\$137	\$146	\$155	\$163	\$172	\$182	\$190	\$199
	75-105mm	BSWHOW3	WBSWHOW3	WSWHOW3	ASWHOW3	SSWHOW3	\$138	\$148	\$156	\$167	\$175	\$185	\$195	\$203	\$214
	110-140mm	BSWHOW4	WBSWHOW4	WSWHOW4	ASWHOW4	SSWHOW4	\$151	\$160	\$168	\$181	\$190	\$198	\$210	\$220	\$231
	145-175mm	BSWHOW6	WBSWHOW6	WSWHOW6	ASWHOW6	SSWHOW6	\$185	\$192	\$201	\$218	\$227	\$237	\$253	\$263	\$278
Hand Drawn Centre Close	TOP FIX	BSWHCC1	WBSWHCC1	WSWHCC1	ASWHCC1	SSWHCC1	\$135	\$143	\$152	\$162	\$170	\$178	\$189	\$197	\$206
	75-105mm	BSWHCC3	WBSWHCC3	WSWHCC3	ASWHCC3	SSWHCC3	\$147	\$155	\$165	\$175	\$185	\$193	\$203	\$212	\$223
	110-140mm	BSWHCC4	WBSWHCC4	WSWHCC4	ASWHCC4	SSWHCC4	\$161	\$170	\$178	\$191	\$199	\$207	\$221	\$229	\$241
	145-175mm	BSWHCC6	WBSWHCC6	WSWHCC6	ASWHCC6	SSWHCC6	\$197	\$206	\$215	\$232	\$241	\$249	\$267	\$276	\$293

Over 6000mm, add \$5 every 150mm

**Wholesale Price List (excluding GST)**
**Effective 1st March 2025**
**STANDARD WAVE FOLD SINGLE TRACK**

Track Code							Track Width								
Type	Bkt	Black	White Birch	White	Anthracite	Sash	900	1200	1500	1800	2100	2400	2700	3000	3300
Cord Drawn One Way	TOP FIX	BSWCOW1	WBSWCOW1	WSWCOW1	ASWCOW1	SSWCOW1	\$55	\$64	\$73	\$84	\$93	\$101	\$112	\$121	\$130
	75-105mm	BSWCOW3	WBSWCOW3	WSWCOW3	ASWCOW3	SSWCOW3	\$60	\$70	\$81	\$91	\$100	\$112	\$121	\$130	\$141
	110-140mm	BSWCOW4	WBSWCOW4	WSWCOW4	ASWCOW4	SSWCOW4	\$66	\$80	\$89	\$100	\$111	\$123	\$132	\$141	\$154
	145-175mm	BSWCOW6	WBSWCOW6	WSWCOW6	ASWCOW6	SSWCOW6	\$80	\$88	\$97	\$115	\$124	\$142	\$151	\$161	\$177
Cord Drawn Centre Close	TOP FIX	BSWCCC1	WBSWCCC1	WSWCCC1	ASWCCC1	SSWCCC1	\$50	\$60	\$69	\$80	\$88	\$98	\$107	\$116	\$126
	75-105mm	BSWCCC3	WBSWCCC3	WSWCCC3	ASWCCC3	SSWCCC3	\$55	\$65	\$75	\$86	\$95	\$106	\$116	\$124	\$136
	110-140mm	BSWCCC4	WBSWCCC4	WSWCCC4	ASWCCC4	SSWCCC4	\$59	\$71	\$82	\$93	\$102	\$116	\$124	\$134	\$147
	145-175mm	BSWCCC6	WBSWCCC6	WSWCCC6	ASWCCC6	SSWCCC6	\$75	\$85	\$94	\$112	\$121	\$138	\$148	\$158	\$174

Track Code							Track Width								
Type	Bkt	Black	White Birch	White	Anthracite	Sash	3600	3900	4200	4500	4800	5100	5400	5700	6000
Cord Drawn One Way	TOP FIX	BSWCOW1	WBSWCOW1	WSWCOW1	ASWCOW1	SSWCOW1	\$139	\$149	\$159	\$168	\$176	\$187	\$196	\$204	\$215
	75-105mm	BSWCOW3	WBSWCOW3	WSWCOW3	ASWCOW3	SSWCOW3	\$152	\$162	\$170	\$182	\$191	\$200	\$211	\$221	\$231
	110-140mm	BSWCOW4	WBSWCOW4	WSWCOW4	ASWCOW4	SSWCOW4	\$166	\$175	\$186	\$197	\$206	\$215	\$228	\$238	\$250
	145-175mm	BSWCOW6	WBSWCOW6	WSWCOW6	ASWCOW6	SSWCOW6	\$196	\$204	\$214	\$232	\$241	\$252	\$268	\$278	\$296
Cord Drawn Centre Close	TOP FIX	BSWCCC1	WBSWCCC1	WSWCCC1	ASWCCC1	SSWCCC1	\$136	\$146	\$155	\$164	\$173	\$184	\$192	\$201	\$211
	75-105mm	BSWCCC3	WBSWCCC3	WSWCCC3	ASWCCC3	SSWCCC3	\$147	\$155	\$165	\$175	\$186	\$195	\$205	\$214	\$226
	110-140mm	BSWCCC4	WBSWCCC4	WSWCCC4	ASWCCC4	SSWCCC4	\$159	\$168	\$176	\$190	\$199	\$207	\$221	\$230	\$242
	145-175mm	BSWCCC6	WBSWCCC6	WSWCCC6	ASWCCC6	SSWCCC6	\$192	\$201	\$211	\$228	\$238	\$247	\$265	\$274	\$292

Over 6000mm, add \$5 every 150mm

Legend - B=Black, WB=White Birch, W=White, A=Anthracite, S=Sash, H=Hand draw, OW=One Way, CC=Centre close

Wholesale Price List (excluding GST)

Effective 1st March 2025

Standard Wave Fold Double

		Track Code					Track Width (Excluding Finials)								
Type	Bracket	Black	White Birch	White	Anthracite	Sash	900	1200	1500	1800	2100	2400	2700	3000	3300
2 One Way Hand Drawn	170mm	BDWHOO6	WBDWHOO6	WDWHOO6	ADWHOO6	SDWHOO6	\$102	\$129	\$147	\$172	\$192	\$217	\$236	\$253	\$279
2 Centre Close Hand Drawn		BDWHCC6	WBDWHCC6	WDWHCC6	ADWHCC6	SDWHCC6	\$116	\$140	\$160	\$185	\$203	\$229	\$247	\$266	\$292
1 One Way Hand + 1 Centre Close Hand		BDWHOC6	WBDWHOC6	WBDWHOC6	ADWHOC6	SDWHOC6	\$107	\$133	\$152	\$176	\$196	\$221	\$240	\$257	\$283

		Track Code					Track Width (Excluding Finials)								
Type	Bracket	Black	White Birch	White	Anthracite	Sash	3600	3900	4200	4500	4800	5100	5400	5700	6000
2 One Way Hand Drawn	170mm	BDWHOO6	WBDWHOO6	WDWHOO6	ADWHOO6	SDWHOO6	\$305	\$322	\$342	\$367	\$385	\$403	\$428	\$448	\$473
2 Centre Close Hand Drawn		BDWHCC6	WBDWHCC6	WDWHCC6	ADWHCC6	SDWHCC6	\$317	\$335	\$353	\$379	\$398	\$415	\$441	\$459	\$486
1 One Way Hand + 1 Centre Close Hand		BDWHOC6	WBDWHOC6	WBDWHOC6	ADWHOC6	SDWHOC6	\$309	\$327	\$346	\$372	\$389	\$408	\$434	\$452	\$478

Legend - B=Black, WB=White Birch, W=White, A=Anthracite, S=Sash

Wholesale Price List (excluding GST)

Effective 1st March 2025

**Standard Wave Fold Double**

		Track Code					Track Width (Excluding Finials)								
Type	Bracket	Black	White Birch	White	Anthracite	Sash	900	1200	1500	1800	2100	2400	2700	3000	3300
2 One Way Cord Drawn	170mm	BDWCO06	WBDWCO06	WDWCO06	ADWCO06	SDWCO06	\$108	\$135	\$155	\$182	\$202	\$229	\$248	\$269	\$297
2 Centre Close Cord Drawn		BDWCCC6	WBDWCCC6	WDWCCC6	ADWCCC6	SDWCCC6	\$112	\$139	\$160	\$188	\$206	\$234	\$254	\$275	\$303
1 One Way Cord + 1 Centre Close Cord		BDWCOC6	WBDWCOC6	WBDWCOC6	ADWCOC6	SDWCOC6	\$111	\$137	\$158	\$185	\$204	\$231	\$250	\$271	\$298

		Track Code					Track Width (Excluding Finials)								
Type	Bracket	Black	White Birch	White	Anthracite	Sash	3600	3900	4200	4500	4800	5100	5400	5700	6000
2 One Way Cord Drawn	170mm	BDWCO06	WBDWCO06	WDWCO06	ADWCO06	SDWCO06	\$322	\$343	\$362	\$389	\$410	\$429	\$456	\$476	\$504
2 Centre Close Cord Drawn		BDWCCC6	WBDWCCC6	WDWCCC6	ADWCCC6	SDWCCC6	\$330	\$350	\$371	\$398	\$418	\$438	\$466	\$486	\$513
1 One Way Cord + 1 Centre Close Cord		BDWCOC6	WBDWCOC6	WBDWCOC6	ADWCOC6	SDWCOC6	\$325	\$345	\$364	\$390	\$411	\$431	\$457	\$477	\$505

Legend - B=Black, WB=White Birch, W=White, A=Anthracite, S=Sash

**Wholesale Price List (excluding GST)**
**Effective 1st March 2025**
**WAVE FOLD DOUBLE WITH STD TRACK COMBO**

Track Code							Track Width								
Type	Bkt	Black	White Birch	White	Anthracite	Sash	900	1200	1500	1800	2100	2400	2700	3000	3300
Wave Fold Hand One Way & Std Hand Drawn		BSDWHOHH6	WBSDWHOHH6	WSDWHOHH6	ASDWHOHH6	SSDWHOHH6	\$86	\$97	\$108	\$127	\$139	\$158	\$169	\$180	\$199
Wave Fold Hand One Way & Std One Way	170mm	BSDWHOCO6	WBSDWHOCO6	WSDWHOCO6	ASDWHOCO6	SSDWHOCO6	\$91	\$102	\$115	\$134	\$146	\$164	\$175	\$188	\$206
Wave Fold Hand One Way & Std Centre Close		BSDWHOCC6	WBSDWHOCC6	WSDWHOCC6	ASDWHOCC6	SSDWHOCC6	\$92	\$103	\$116	\$135	\$147	\$166	\$177	\$189	\$207

Track Code							Track Width								
Type	Bkt	Black	White Birch	White	Anthracite	Sash	3600	3900	4200	4500	4800	5100	5400	5700	6000
Wave Fold Hand One Way & Std Hand Drawn		BSDWHOHH6	WBSDWHOHH6	WSDWHOHH6	ASDWHOHH6	SSDWHOHH6	\$219	\$229	\$241	\$259	\$271	\$282	\$301	\$312	\$331
Wave Fold Hand One Way & Std One Way	170mm	BSDWHOCO6	WBSDWHOCO6	WSDWHOCO6	ASDWHOCO6	SSDWHOCO6	\$226	\$237	\$249	\$268	\$280	\$292	\$310	\$322	\$342
Wave Fold Hand One Way & Std Centre Close		BSDWHOCC6	WBSDWHOCC6	WSDWHOCC6	ASDWHOCC6	SSDWHOCC6	\$227	\$239	\$250	\$270	\$281	\$293	\$311	\$324	\$343

Over 6000mm, add \$8 every 150mm

Legend - B=Black, WB=White Birch, W=White, A=Anthracite, S=Sash, H=Hand draw, O=Cord One Way, C=Cord-Centre close

**Wholesale Price List (excluding GST)**
**Effective 1st March 2025**
**WAVE FOLD DOUBLE WITH STD TRACK COMBO**

Track Code							Track Width								
Type	Bkt	Black	White Birch	White	Anthracite	Sash	900	1200	1500	1800	2100	2400	2700	3000	3300
Wave Fold Hand Centre Close & Std Hand Drawn		BSDWHCHH6	WBSDWHCHH6	WSDWHCHH6	ASDWHCHH6	SSDWHCHH6	\$89	\$100	\$113	\$130	\$142	\$162	\$172	\$185	\$202
Wave Fold Hand Centre Close & Std One Way	170mm	BSDWHCCO6	WBSDWHCCO6	WSDWHCCO6	ASDWHCCO6	SSDWHCCO6	\$94	\$106	\$118	\$137	\$149	\$167	\$178	\$192	\$211
Wave Fold Hand Centre Close & Std Centre Close		BSDWHCCC6	WBSDWHCCC6	WSDWHCCC6	ASDWHCCC6	SSDWHCCC6	\$96	\$81	\$89	\$104	\$114	\$129	\$138	\$147	\$163

Track Code							Track Width								
Type	Bkt	Black	White Birch	White	Anthracite	Sash	3600	3900	4200	4500	4800	5100	5400	5700	6000
Wave Fold Hand Centre Close & Std Hand Drawn		BSDWHCHH6	WBSDWHCHH6	WSDWHCHH6	ASDWHCHH6	SSDWHCHH6	\$222	\$233	\$244	\$264	\$275	\$285	\$305	\$316	\$335
Wave Fold Hand Centre Close & Std One Way	170mm	BSDWHCCO6	WBSDWHCCO6	WSDWHCCO6	ASDWHCCO6	SSDWHCCO6	\$230	\$241	\$253	\$272	\$283	\$295	\$314	\$326	\$345
Wave Fold Hand Centre Close & Std Centre Close		BSDWHCCC6	WBSDWHCCC6	WSDWHCCC6	ASDWHCCC6	SSDWHCCC6	\$231	\$243	\$254	\$273	\$284	\$297	\$316	\$328	\$347

Over 6000mm, add \$8 every 150mm

Legend - B=Black, WB=White Birch, W=White, A=Anthracite, S=Sash, H=Hand draw, O=Cord One Way, C=Cord-Centre close

**Wholesale Price List (excluding GST)**
**Effective 1st March 2025**
**WAVE FOLD DOUBLE WITH STD TRACK COMBO**

Track Code							Track Width								
Type	Bkt	Black	White Birch	White	Anthracite	Sash	900	1200	1500	1800	2100	2400	2700	3000	3300
Wave Fold Cord One Way & Std Hand Drawn		BSDWCOHH6	WBSDWCOHH6	WSDWCOHH6	ASDWCOHH6	SSDWCOHH6	\$87	\$97	\$110	\$128	\$139	\$159	\$169	\$181	\$200
Wave Fold Cord One Way & Std One Way	170mm	BSDWCOCO6	WBSDWCOCO6	WSDWCOCO6	ASDWCOCO6	SSDWCOCO6	\$91	\$102	\$115	\$134	\$146	\$165	\$176	\$189	\$207
Wave Fold Cord One Way & Std Centre Close		BSDWCOCC6	WBSDWCOCC6	WSDWCOCC6	ASDWCOCC6	SSDWCOCC6	\$93	\$104	\$116	\$135	\$147	\$167	\$177	\$190	\$208

Track Code							Track Width								
Type	Bkt	Black	White Birch	White	Anthracite	Sash	3600	3900	4200	4500	4800	5100	5400	5700	6000
Wave Fold Cord One Way & Std Hand Drawn		BSDWCOHH6	WBSDWCOHH6	WSDWCOHH6	ASDWCOHH6	SSDWCOHH6	\$219	\$230	\$241	\$260	\$272	\$282	\$302	\$312	\$332
Wave Fold Cord One Way & Std One Way	170mm	BSDWCOCO6	WBSDWCOCO6	WSDWCOCO6	ASDWCOCO6	SSDWCOCO6	\$227	\$238	\$249	\$269	\$280	\$292	\$310	\$322	\$343
Wave Fold Cord One Way & Std Centre Close		BSDWCOCC6	WBSDWCOCC6	WSDWCOCC6	ASDWCOCC6	SSDWCOCC6	\$228	\$240	\$250	\$270	\$281	\$294	\$312	\$324	\$344

Over 6000mm, add \$8 every 150mm

Legend - B=Black, WB=White Birch, W=White, A=Anthracite, S=Sash, H=Hand draw, O=Cord One Way, C=Cord-Centre close



**Wholesale Price List (excluding GST)**
**Effective 1st March 2025**
**WAVE FOLD DOUBLE WITH STD TRACK COMBO**

Track Code							Track Width								
Type	Bkt	Black	White Birch	White	Anthracite	Sash	900	1200	1500	1800	2100	2400	2700	3000	3300
Wave Fold Cord Centre Close & Std Hand Drawn		BSDWCCHH6	WBSDWCCHH6	WSDWCCHH6	ASDWCCHH6	SSDWCCHH6	\$90	\$101	\$113	\$132	\$142	\$162	\$172	\$186	\$203
Wave Fold Cord Centre Close & Std One Way	170mm	BSDWCCCO6	WBSDWCCCO6	WSDWCCCO6	ASDWCCCO6	SSDWCCCO6	\$94	\$106	\$118	\$137	\$149	\$168	\$180	\$192	\$211
Wave Fold Cord Centre Close & Std Centre Close		BSDWCCCC6	WBSDWCCCC6	WSDWCCCC6	ASDWCCCC6	SSDWCCCC6	\$96	\$108	\$119	\$138	\$150	\$170	\$181	\$193	\$212

Track Code							Track Width								
Type	Bkt	Black	White Birch	White	Anthracite	Sash	3600	3900	4200	4500	4800	5100	5400	5700	6000
Wave Fold Cord Centre Close & Std Hand Drawn		BSDWCCHH6	WBSDWCCHH6	WSDWCCHH6	ASDWCCHH6	SSDWCCHH6	\$223	\$234	\$245	\$265	\$275	\$289	\$305	\$318	\$335
Wave Fold Cord Centre Close & Std One Way	170mm	BSDWCCCO6	WBSDWCCCO6	WSDWCCCO6	ASDWCCCO6	SSDWCCCO6	\$230	\$241	\$253	\$272	\$283	\$296	\$314	\$327	\$346
Wave Fold Cord Centre Close & Std Centre Close		BSDWCCCC6	WBSDWCCCC6	WSDWCCCC6	ASDWCCCC6	SSDWCCCC6	\$231	\$243	\$254	\$273	\$284	\$298	\$316	\$328	\$347

**Over 6000mm, add \$8  
every 150mm**

Legend - B=Black, WB=White Birch, W=White, A=Anthracite, S=Sash, H=Hand draw, O=Cord One Way, C=Cord-Centre close

**Wholesale Price List (excluding GST)**
**Effective 1st March 2025**
**38mm Single Wave Fold Decorator Track & End Cap**
**TRACK WIDTH & END CAP (Excluding Finials)**

		Bracket	900	1200	1500	1800	2100	2400	2700	3000	3300
Hand Drawn Cord-One Way Draw Cord-Centre Close	65mm-110mm		\$62	\$74	\$85	\$99	\$111	\$122	\$135	\$148	\$158
			\$71	\$82	\$97	\$109	\$120	\$134	\$145	\$156	\$172
			\$74	\$85	\$100	\$112	\$123	\$136	\$149	\$159	\$175
Hand Drawn Cord-One Way Draw Cord-Centre Close	110mm - 175mm		\$63	\$75	\$87	\$98	\$111	\$123	\$135	\$147	\$159
			\$71	\$84	\$96	\$108	\$120	\$134	\$145	\$156	\$169
			\$75	\$87	\$99	\$112	\$123	\$136	\$148	\$160	\$172
		Bracket	3600	3900	4200	4500	4800	5100	5400	5700	6000
Hand Drawn Cord-One Way Draw Cord-Centre Close	65mm-110mm		\$174	\$183	\$194	\$210	\$219	\$233	\$246	\$256	\$269
			\$182	\$193	\$209	\$218	\$231	\$245	\$256	\$269	\$281
			\$186	\$200	\$211	\$222	\$236	\$249	\$260	\$274	\$285
Hand Drawn Cord-One Way Draw Cord-Centre Close	110mm - 175mm		\$172	\$184	\$195	\$207	\$220	\$230	\$244	\$254	\$267
			\$182	\$194	\$206	\$217	\$229	\$242	\$254	\$266	\$278
			\$186	\$198	\$208	\$221	\$234	\$246	\$258	\$271	\$282
<b>Colour</b>		<b>Hand Drawn</b>		<b>Cord- Centre Close</b>		<b>Cord One Way Draw</b>					
		<b>Single Bkt</b>	<b>Double Bkt</b>	<b>Single Bkt</b>	<b>Double Bkt</b>	<b>Single Bkt</b>	<b>Double Bkt</b>	<b>Single Bkt</b>	<b>Double Bkt</b>		
<b>Black</b>		BWH3E	BWH4E	BWC3E	BWC4E	BWO3E	BWO4E				
<b>Sash</b>		SWH3E	SWH4E	SWC3E	SWC4E	SWO3E	SWO4E				
<b>White Birch</b>		WBWH3E	WBWH4E	WBWC3E	WBWC4E	WBWO3E	WBWO4E				
<b>White</b>		WWH3E	WWH4E	WWC3E	WWC4E	WWO3E	WWO4E				
<b>Anthracite</b>		ANWH3E	ANWH4E	ANWC3E	ANWC4E	ANWO3E	ANWO4E				

**Add \$22.60 per track for Finials**

**Wholesale Price List (excluding GST)**
**Effective 1st March 2025**
**38mm Double Wave Fold Decorator & Standard Track**

	Bkt	900	1200	1500	1800	2100	2400	2700	3000	3300	3600
Decorator HD + Standard track Hand	115mm-175mm	\$87	\$100	\$116	\$130	\$145	\$162	\$175	\$193	\$205	\$219
Decorator HD + Standard track One Way											
Decorator HD + Standard track C/Close											
Decorator OWD + Standard track Hand		\$97	\$115	\$129	\$143	\$160	\$173	\$191	\$204	\$220	\$233
Decorator OWD + Standard track One Way											
Decorator OWD + Standard track C/Close											
Decorator CC + Standard track Hand		\$101	\$118	\$132	\$146	\$162	\$175	\$192	\$205	\$220	\$233
Decorator CC + Standard track One Way											
Decorator CC + Standard track C/Close											
	Bkt	3900	4200	4500	4800	5100	5400	5700	6000		
Decorator HD + Standard track Hand	115mm-175mm	\$238	\$252	\$268	\$281	\$299	\$311	\$327	\$344	Track Width Excluding Finials	
Decorator HD + Standard track One Way											
Decorator HD + Standard track C/Close											
Decorator OWD + Standard track Hand		\$249	\$267	\$281	\$299	\$311	\$327	\$344	\$359		
Decorator OWD + Standard track One Way											
Decorator OWD + Standard track C/Close											
Decorator CC + Standard track Hand		\$248	\$266	\$279	\$294	\$308	\$324	\$340	\$352		
Decorator CC + Standard track One Way											
Decorator CC + Standard track C/Close											

**NOTE: Back track will be White Birch**

Add \$22.60 per track for Finials

Colour	HAND DRAWN			ONE WAY DRAW			CENTRE CLOSE		
	Hand Drawn	One Way Draw	Centre Close	Hand Drawn	One Way Draw	Centre Close	Hand Drawn	One Way Draw	Centre Close
	End Cap	End Cap	End Cap	End Cap	End Cap	End Cap	End Cap	End Cap	End Cap
Black	BWHH4EC	BWHO4EC	BWHC4EC	BWOH4EC	BWOO4EC	BWOC4EC	BWCH4EC	BWCO4EC	BWCC4EC
Sash	SWHH4EC	SWHO4EC	SWHC4EC	SWOH4EC	SWOO4EC	SWOC4EC	SWCH4EC	SWCO4EC	SWCC4EC
White Birch	WBWHH4EC	WBWHO4EC	WBWHC4EC	WBWOH4EC	WBWOO4EC	WBWOC4EC	WBWCH4EC	WBWCO4EC	WBWCC4EC
White	WWHH4EC	WWHO4EC	WWHC4EC	WWOH4EC	WWOO4EC	WWOC4EC	WWCH4EC	WWCO4EC	WWCC4EC
Anthracite	AWHH4EC	AWHO4EC	AWHC4EC	AWOH4EC	AWOO4EC	AWOC4EC	AWCH4EC	AWCO4EC	AWCC4EC

**Wholesale Price List (excluding GST)**
**Effective 27th November 2024**
**MOVELITE WIREFREE RTS MOTORISED - STANDARD STRAIGHT TRACK**

TRACK CODES			TRACK WIDTH (mm)					
WHITE	BRACKET	TRACK DESCRIPTION	Excludes Remote and Charger, see Movelite remotes pricing tab					
WIDTH			2000	3000	4000	5000	6000	6500
WMAWF3501	TOP FIX	ONE WAY DRAW						
WMAWF3503	FACE FIX 75mm		\$800.00	\$826.00	\$912.00	\$964.00	\$1,073.00	\$1,129.00
WMAWF35C1	TOP FIX	CENTRE OPEN						
WMAWF35C3	FACE FIX 75mm							

**MOVELITE WIREFREE RTS MOTORISED - WAVE FOLD STRAIGHT TRACK**

TRACK CODES			TRACK WIDTH (mm)					
WHITE	BRACKET	TRACK DESCRIPTION	Excludes Remote and Charger, see Movelite remotes pricing tab					
WIDTH			2000	3000	4000	5000	6000	6500
WMSAWF3501	TOP FIX	ONE WAY DRAW						
WMSAWF3503	FACE FIX 75mm		\$861.00	\$897.00	\$999.00	\$1,062.00	\$1,190.00	\$1,258.00
WMSAWF35C1	TOP FIX	CENTRE OPEN						
WMSAWF35C3	FACE FIX 75mm							

**MOVELITE 240v RTS MOTORISED - STANDARD STRAIGHT TRACK**

TRACK CODES			TRACK WIDTH (mm)					
WHITE	BRACKET	TRACK DESCRIPTION	Excludes Remote and Charger, see Movelite remotes pricing tab					
WIDTH			2000	3000	4000	5000	6000	6500
WMA3501	TOP FIX	ONE WAY DRAW						
WMA3503	FACE FIX 75mm		\$776.00	\$826.00	\$921.00	\$979.00	\$1,084.00	\$1,124.00
WMA35C1	TOP FIX	CENTRE OPEN						
WMA35C3	FACE FIX 75mm							

**MOVELITE 240v RTS MOTORISED - WAVE FOLD STRAIGHT TRACK**

TRACK CODES			TRACK WIDTH (mm)					
WHITE	BRACKET	TRACK DESCRIPTION	Excludes Remote and Charger, see Movelite remotes pricing tab					
WIDTH			2000	3000	4000	5000	6000	6500
WMSA3501	TOP FIX	ONE WAY DRAW						
WMSA3503	FACE FIX 75mm		\$814.00	\$874.00	\$980.00	\$1,050.00	\$1,169.00	\$1,221.00
WMSA35C1	TOP FIX	CENTRE OPEN						
WMSA35C3	FACE FIX 75mm							

## Motorised Remotes & Accessories

Wholesale Price List (excluding GST)

Effective 27th November 2024

	<i>Wholesale Price</i>
<b>Remote Controls</b>	
Situo RTS 1 Channel Pure/Iron	\$77
Situo RTS 2 Channel Pure/Iron	\$86
Situo RTS 5 Channel Pure/Iron	\$115
Telis 16 Channel RTS Pure	\$302
Telis 16 Channel RTS Silver	\$333
Telis 6 Chronis RTS Pure	\$325
Telis 6 Chronis RTS Silver	\$352
<b>Chargers &amp; Misc Items</b>	
Wirefree RTS Charger	\$65
Somfy Connexoon Window RTS	\$146
<b>Wall Mountable</b>	
Somfy Smoove Origin RTS (Inc Frame)	\$70
Somfy Smoove Origin 2 RTS (inc frame)	\$97
Somfy Smoove Origin 4 RTS (inc frame)	\$126