













viewscape[®]

**ROMAN BLIND
PRICING 2025**

Wholesale Price List (ex GST)

Effective March 1st 2025







ROMAN BLIND ACCESSORIES (Nett)

IMAGE	VIEWSCAPE CODE	DESCRIPTION	QTY	WHOLESALE PRICE	IMAGE	VIEWSCAPE CODE	DESCRIPTION	QTY	WHOLESALE PRICE
CONTROLLER					DOUBLE BALL CHAIN 500MM				
	RCCONT	CONTROLLER BOX W/END & SCREWS	each	\$6.60		HCSUNDBC500MM.1081	BEIGE	each	\$1.66
						HCSHAPC500.1101	BLACK	each	
						HCSHAPC500.1651	GREY	each	
						HCSHAPC500.2501	WHITE	each	
				HCSHAPC500.2537		WHITE BIRCH	each		
HEADRAIL ACCESSORIES					DOUBLE BALL CHAIN 750MM				
	RC1TS	STOPPER ONE TOUCH	each	\$12.00		HCSUNDBC750MM.1081	BEIGE	each	\$2.10
						HCSHAPC750.1101	BLACK	each	
						HCSHAPC750.1651	GREY	each	
						HCSHAPC750.2501	WHITE	each	
						HCSHAPC750.2537	WHITE BIRCH	each	
BRACKETS					DOUBLE BALL CHAIN 1000MM				
	RCLB.2562	L-BRACKET SNAP TYPE	each	\$2.50		HCSUNDBC1000MM.1081	BEIGE	each	\$2.43
						HCSHAPC1000.1101	BLACK	each	
						HCSHAPC1000.1651	GREY	each	
						HCSHAPC1000.2501	WHITE	each	
						HCSHAPC1000.2537	WHITE BIRCH	each	
ROMATECH SYSTEM					DOUBLE BALL CHAIN 1250MM				
	RCBBCLIPS.1358	ROMATECH CLIPS	each	\$1.10		HCSUNDBC1250MM.1081	BEIGE	each	\$2.64
						HCSHAPC1250.1101	BLACK	each	
						HCSHAPC1250.1651	GREY	each	
						HCSHAPC1250.2501	WHITE	each	
						HCSHAPC1250.2537	WHITE BIRCH	each	
DOUBLE BALL NICKEL CHAIN					DOUBLE BALL CHAIN 1500MM				
	HCSHAMC500.2271	500mm	each	\$3.31		HCSUNDBC1500MM.1081	BEIGE	each	\$2.97
	HCSHAMC750.2271	750mm	each	\$4.19		HCSHAPC1500.1101	BLACK	each	
	HCSHAMC1000.2271	1000mm	each	\$4.97		HCSHAPC1500.1651	GREY	each	
	HCSHAMC1250.2271	1250mm	each	\$5.46		HCSHAPC1500.2501	WHITE	each	
	HCSHAMC1500.2271	1500mm	each	\$6.78		HCSHAPC1500.2537	WHITE BIRCH	each	
	HCSHAMC2000.2271	2000mm	each	\$8.96					

Wholesale Price List (ex GST)

Effective March 1st 2025

ROMAN BLIND ACCESSORIES (Nett)

IMAGE	VIEWSCAPE CODE	DESCRIPTION	QTY	WHOLESALE PRICE	IMAGE	VIEWSCAPE CODE	DESCRIPTION	QTY	WHOLESALE PRICE
DOUBLE BALL STAINLESS STEEL CHAIN					DOUBLE BALL CHAIN 2000MM				
	HCSHASS500.2355	500mm	each	\$5.63		HCSUNDBC2000MM.1081	BEIGE	each	\$3.75
	HCSHASS750.2355	750mm	each	\$7.61		HCSHAPC2000.1101	BLACK	each	
	HCSHASS1000.2355	1000mm	each	\$9.50		HCSHAPC2000.1651	GREY	each	
	HCSHASS1250.2355	1200mm	each	\$11.14		HCSHAPC2000.2501	WHITE	each	
	HCSHASS1500.2355	1500mm	each	\$13.57		HCSHAPC2000.2537	WHITE BIRCH	each	
	HCSHASS2000.2355	2000mm	each	\$18.87					
SLIMLINE BACKING BAR CLIPS (OLD SYSTEM)					LATHE				
	RCBBCLIPS.2501	WHITE	each	\$1.10		HCBL	BLIND LATHE - HARDWOOD	metre	\$2.30
	RCBBCLIPS.2537	WITE BIRCH	each						
SILENT FLAT BOTTOM RAIL					OVAL BOTTOM RAIL				
	HCSUNBBDF.1081	BEIGE	metre	\$9.70		HC34BRO.1081	BEIGH	metre	\$6.51
	HCSUNBBDF.1101	BLACK	metre			HC34BRO.1101	BLACK	metre	
	HCSUNBBDF.1036	SASH	metre			HC34BRO.2205	SASH	metre	
	HCSUNBBDF.2537	WHITE	metre			HC34BRO.2494	WHITE BIRCH	metre	
	HCSUNBBDF.2501	WHITE BIRCH	metre			HC34BRO.2501	WHITE	metre	
SILENT FLAT BOTTOM RAIL END CAPS					BOTTOM RAIL END CAP				
	HCSUNBBECDF.1081	BEIGE	Pair	\$1.10		HCBREC.1081	BEIGH	Pair	\$1.10
	HCSUNBBECDF.1101	BLACK	Pair			HCBREC.1651	GREY	Pair	
	HCSUNBBECDF.1651	GREY	Pair			HCBREC.1101	BLACK	Pair	
	HCSUNBBECDF.2501	WHITE	Pair			HCBREC.2494	WHITE BIRCH	Pair	
	HCSUNBBECDF.2537	WHITE BIRCH	Pair			HCBREC.2501	WHITE	Pair	
CORD TENSIONER					CLEAR RING 9MM				
	HC34CT.1358	CLEAR	each	\$1.00		RC34CPR	POSITION CLEAR RING	each	\$0.90

Note: There is a \$20 postage and handling charge for accessory orders less than \$100.

Wholesale Price List (excluding GST)

Effective March 1st 2025

Roman Retrofit Upgrade

One Touch Headrail System Upgrade Kit

Width	900	1100	1300	1500	1700	1900	2100	2300	2500	2700	2900	3100
	\$202	\$213	\$229	\$242	\$255	\$269	\$282	\$296	\$307	\$321	\$335	\$349

Wholesale Price List (excluding GST)
Effective March 1st 2025
Information and Defaults for Roman Blinds

Maximum finished sizes are dependent on the width of the fabric.

Order WIDTH of blind first, DROP of blind second. Deductions will only be made if NAM (no allowances made) is written on the order.

Railroading of fabrics is not recommended. Railroaded blinds do not carry our normal warranty and are manufactured completely at the clients risk.

If not stated FINISHED size will be assumed.
Roman blinds are NOT recommended as a RECESS fit.

Over time the fabric drops. The bottom of the blind will rest on the window ledge. Reaching behind the blind to lift and lower the blind damages the edge of the blind. The action of pulling cords, raising and lowering blinds, freys the edge of the fabric. A Roman blind has a pronounced square finish, which will expose all the imperfections of the window. Light gaps around blind reduce the blackout effect and create a "halo" effect.

One Touch		
	Min.	Max.
Width	300mm	3050mm
Drop	650mm	3000mm

Standard Deductions:		Corner Window Deductions NAM:
Face Fit (NAM)	10mm off DROP only	50mm off the butt blind
Recess Fit (NAM)	5mm off WIDTH and 10mm off DROP	Std. projection brackets 40mm

If information is missing on an order the following standard defaults will apply.

Fabric:	Fabrics that are available in blackout and lightfilter will default to blackout unless otherwise stated.
Finish:	Style/Finish will default to Standard unless otherwise stated.

Standard Operation: One Touch **Chain Mechanism:** Uncovered

Chain: White plastic **Control Side:** Right

Plastic looped chains are supplied as standard. See below for chain lengths.

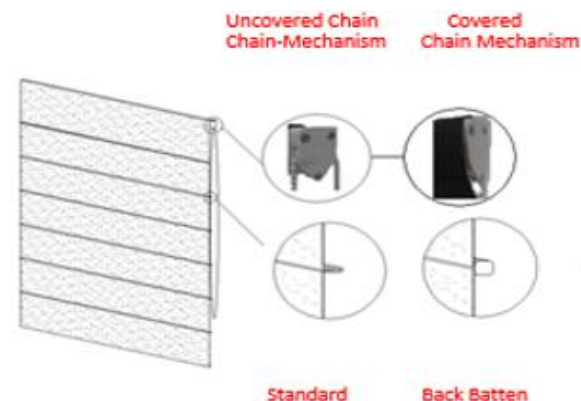
Drop up to 849mm	500mm
Drop 850mm to 1199mm	750mm
Drop 1200mm to 1499mm	1000mm
Drop 1500mm to 1799mm	1200mm
Drop 1800mm to 2299mm	1500mm
Drop over 2300mm	2000mm

Plastic Chain Colours

 Beige, Black, Grey, White,
 Mocha, White Birch

If an alternate drop is required, metal chain must be used. Metal chain is available on request at an additional cost of \$2.50 per blind. Stainless Steel chains are available on request at an additional cost of \$10.00 per blind.

Bay Window Deductions: Orders must specify front or back measure and the following deductions will apply.

Recess Back Measure NAM: 25mm off the two side blinds, 50mm off the centre blind and 10mm of the drop.


Wholesale Price List (excluding GST)
Roman Budget

		WIDTH								
		900	1200	1500	1800	2100	2400	2700	3000	3300
Drop	Standard									
	Back Batten									
1200	Standard									
	Back Batten									
1500	Standard									
	Back Batten									
1800	Standard									
	Back Batten									
2100	Standard	Budget Fabrics not available for this product								
	Back Batten									
2400	Standard									
	Back Batten									
2700	Standard									
	Back Batten									
3000	Standard									
	Back Batten									

Note: Batten matching to different drops will incur a 20% surcharge on shortest drop
Common Headrail incurs a 15% surcharge
One Touch Maximum Width = 3050mm

Wholesale Price List (excluding GST)
Effective March 1st 2025
Roman Group 1

		WIDTH									
		900	1200	1500	1800	2100	2400	2700	3000	3300	
Drop	1200	Standard	\$158	\$192	\$226	\$254	\$288	\$324	\$352	\$386	\$422
	Back Batten	\$184	\$222	\$263	\$299	\$337	\$381	\$414	\$456	\$499	
1500	Standard	\$180	\$219	\$260	\$297	\$335	\$378	\$413	\$453	\$493	
	Back Batten	\$212	\$263	\$311	\$356	\$404	\$457	\$499	\$550	\$600	
1800	Standard	\$201	\$245	\$293	\$336	\$381	\$429	\$473	\$519	\$568	
	Back Batten	\$245	\$302	\$360	\$414	\$468	\$534	\$584	\$642	\$704	
2100	Standard	\$226	\$274	\$328	\$378	\$426	\$484	\$531	\$585	\$638	
	Back Batten	\$278	\$343	\$410	\$473	\$536	\$610	\$668	\$738	\$808	
2400	Standard	\$244	\$302	\$363	\$418	\$475	\$536	\$591	\$649	\$710	
	Back Batten	\$309	\$382	\$458	\$531	\$602	\$686	\$752	\$830	\$907	
2700	Standard	\$266	\$326	\$388	\$452	\$514	\$583	\$639	\$708	\$772	
	Back Batten	\$328	\$407	\$488	\$564	\$643	\$734	\$805	\$890	\$973	
3000	Standard	\$284	\$354	\$424	\$493	\$562	\$635	\$698	\$772	\$846	
	Back Batten	\$359	\$447	\$538	\$623	\$711	\$809	\$890	\$982	\$1,074	

Note: Batten matching to different drops will incur a 20% surcharge on shortest drop
Common Headrail will incur a 15% surcharge
One Touch Maximum Width = 3050mm

Wholesale Price List (excluding GST)

Effective March 1st 2025

Roman Group 2

		WIDTH									
		900	1200	1500	1800	2100	2400	2700	3000	3300	
Drop	1200	Standard	\$166	\$200	\$236	\$268	\$302	\$342	\$372	\$408	\$445
	Back Batten	\$191	\$229	\$271	\$310	\$350	\$396	\$427	\$474	\$517	
1500	Standard	\$191	\$231	\$273	\$311	\$352	\$398	\$436	\$477	\$518	
	Back Batten	\$224	\$271	\$322	\$371	\$419	\$475	\$518	\$571	\$624	
1800	Standard	\$211	\$262	\$310	\$355	\$404	\$455	\$498	\$549	\$598	
	Back Batten	\$254	\$315	\$376	\$429	\$488	\$556	\$605	\$669	\$731	
2100	Standard	\$238	\$292	\$347	\$401	\$454	\$512	\$561	\$620	\$678	
	Back Batten	\$289	\$356	\$425	\$492	\$559	\$634	\$694	\$768	\$841	
2400	Standard	\$262	\$320	\$383	\$445	\$504	\$569	\$624	\$690	\$754	
	Back Batten	\$321	\$398	\$477	\$555	\$630	\$714	\$784	\$864	\$944	
2700	Standard	\$280	\$346	\$415	\$481	\$546	\$619	\$681	\$752	\$823	
	Back Batten	\$343	\$423	\$511	\$591	\$673	\$766	\$841	\$928	\$1,018	
3000	Standard	\$303	\$378	\$453	\$525	\$597	\$676	\$745	\$820	\$900	
	Back Batten	\$376	\$466	\$562	\$650	\$744	\$844	\$928	\$1,024	\$1,121	

Note: Batten matching to different drops will incur a 20% surcharge on shortest drop
Common Headrail will incur a 15% surcharge
One Touch Maximum Width = 3050mm

Wholesale Price List (excluding GST)
Effective March 1st 2025
Roman Group 3

		WIDTH									
		900	1200	1500	1800	2100	2400	2700	3000	3300	
Drop	1200	Standard	\$176	\$213	\$252	\$289	\$326	\$367	\$401	\$440	\$481
	Back Batten	\$202	\$244	\$290	\$331	\$376	\$422	\$461	\$508	\$556	
1500	Standard	\$203	\$247	\$294	\$337	\$381	\$429	\$470	\$518	\$566	
	Back Batten	\$239	\$292	\$347	\$398	\$452	\$510	\$558	\$616	\$671	
1800	Standard	\$231	\$282	\$336	\$384	\$438	\$494	\$540	\$595	\$649	
	Back Batten	\$273	\$340	\$404	\$463	\$527	\$596	\$655	\$719	\$786	
2100	Standard	\$257	\$317	\$378	\$434	\$493	\$557	\$611	\$674	\$738	
	Back Batten	\$311	\$383	\$458	\$531	\$602	\$683	\$749	\$827	\$902	
2400	Standard	\$283	\$350	\$419	\$483	\$549	\$621	\$682	\$750	\$818	
	Back Batten	\$347	\$429	\$514	\$596	\$678	\$770	\$845	\$932	\$1,020	
2700	Standard	\$304	\$379	\$453	\$526	\$596	\$675	\$744	\$818	\$896	
	Back Batten	\$371	\$458	\$552	\$638	\$727	\$827	\$908	\$1,004	\$1,099	
3000	Standard	\$331	\$413	\$494	\$574	\$653	\$740	\$814	\$897	\$981	
	Back Batten	\$407	\$504	\$607	\$707	\$804	\$913	\$1,005	\$1,109	\$1,211	

Note: Batten matching to different drops will incur a 20% surcharge on shortest drop
Common Headrail will incur a 15% surcharge
One Touch Maximum Width = 3050mm

Wholesale Price List (excluding GST)
Effective March 1st 2025
Roman Group 4

		WIDTH									
		900	1200	1500	1800	2100	2400	2700	3000	3300	
Drop	1200	Standard	\$198	\$240	\$282	\$322	\$366	\$411	\$448	\$493	\$538
	Back Batten	\$227	\$273	\$322	\$371	\$419	\$473	\$513	\$566	\$620	
1500	Standard	\$230	\$279	\$330	\$380	\$427	\$484	\$531	\$584	\$636	
	Back Batten	\$268	\$325	\$386	\$446	\$503	\$570	\$623	\$688	\$750	
1800	Standard	\$262	\$319	\$379	\$436	\$494	\$559	\$613	\$674	\$736	
	Back Batten	\$308	\$379	\$452	\$519	\$591	\$668	\$732	\$806	\$880	
2100	Standard	\$290	\$359	\$425	\$493	\$560	\$632	\$694	\$766	\$836	
	Back Batten	\$348	\$429	\$515	\$595	\$676	\$767	\$841	\$927	\$1,014	
2400	Standard	\$322	\$398	\$476	\$550	\$624	\$707	\$775	\$853	\$933	
	Back Batten	\$388	\$483	\$580	\$670	\$762	\$865	\$949	\$1,049	\$1,147	
2700	Standard	\$348	\$429	\$515	\$597	\$681	\$769	\$848	\$933	\$1,020	
	Back Batten	\$416	\$517	\$621	\$720	\$819	\$931	\$1,024	\$1,130	\$1,235	
3000	Standard	\$379	\$470	\$563	\$656	\$747	\$844	\$928	\$1,024	\$1,121	
	Back Batten	\$457	\$569	\$684	\$796	\$907	\$1,027	\$1,133	\$1,247	\$1,368	

Note: Batten matching to different drops will incur a 20% surcharge on shortest drop
Common Headrail will incur a 15% surcharge
One Touch Maximum Width = 3050mm

Wholesale Price List (excluding GST)
Effective March 1st 2025
Roman Group 5

		WIDTH									
		900	1200	1500	1800	2100	2400	2700	3000	3300	
Drop	1200	Standard	\$212	\$258	\$304	\$348	\$395	\$446	\$485	\$533	\$582
	Back Batten	\$236	\$285	\$342	\$387	\$441	\$498	\$543	\$598	\$656	
1500	Standard	\$247	\$303	\$357	\$413	\$466	\$526	\$576	\$634	\$692	
	Back Batten	\$280	\$344	\$409	\$470	\$534	\$602	\$660	\$727	\$796	
1800	Standard	\$282	\$346	\$413	\$475	\$539	\$605	\$667	\$734	\$802	
	Back Batten	\$325	\$402	\$477	\$550	\$628	\$709	\$775	\$853	\$933	
2100	Standard	\$318	\$389	\$464	\$536	\$613	\$690	\$757	\$835	\$909	
	Back Batten	\$371	\$456	\$545	\$632	\$718	\$812	\$892	\$983	\$1,074	
2400	Standard	\$351	\$434	\$519	\$600	\$683	\$771	\$848	\$934	\$1,022	
	Back Batten	\$415	\$513	\$617	\$711	\$809	\$919	\$1,008	\$1,111	\$1,214	
2700	Standard	\$380	\$473	\$563	\$656	\$746	\$843	\$928	\$1,023	\$1,117	
	Back Batten	\$445	\$552	\$661	\$767	\$874	\$988	\$1,089	\$1,202	\$1,315	
3000	Standard	\$416	\$515	\$619	\$717	\$817	\$925	\$1,020	\$1,123	\$1,228	
	Back Batten	\$487	\$606	\$727	\$847	\$965	\$1,095	\$1,206	\$1,331	\$1,454	

Note: Batten matching to different drops will incur a 20% surcharge on shortest drop
Common Headrail will incur a 15% surcharge
One Touch Maximum Width = 3050mm

Wholesale Price List (excluding GST)
Effective March 1st 2025
Roman Group 6

		WIDTH								
		900	1200	1500	1800	2100	2400	2700	3000	3300
Drop										
	1200	Standard	\$231	\$280	\$331	\$380	\$429	\$484	\$530	\$582
	Back Batten	\$254	\$311	\$371	\$422	\$478	\$539	\$591	\$649	\$710
1500	Standard	\$270	\$330	\$390	\$452	\$511	\$575	\$632	\$693	\$756
	Back Batten	\$304	\$375	\$446	\$511	\$582	\$656	\$717	\$790	\$863
1800	Standard	\$310	\$380	\$453	\$522	\$592	\$667	\$732	\$805	\$877
	Back Batten	\$354	\$436	\$518	\$598	\$681	\$769	\$845	\$931	\$1,018
2100	Standard	\$350	\$429	\$512	\$592	\$673	\$758	\$835	\$919	\$1,003
	Back Batten	\$404	\$498	\$595	\$689	\$780	\$887	\$972	\$1,071	\$1,168
2400	Standard	\$386	\$481	\$571	\$662	\$753	\$849	\$934	\$1,029	\$1,126
	Back Batten	\$452	\$559	\$670	\$776	\$882	\$1,000	\$1,101	\$1,212	\$1,325
2700	Standard	\$420	\$519	\$622	\$721	\$823	\$930	\$1,025	\$1,130	\$1,234
	Back Batten	\$485	\$601	\$721	\$839	\$955	\$1,081	\$1,193	\$1,315	\$1,439
3000	Standard	\$458	\$569	\$683	\$792	\$904	\$1,021	\$1,126	\$1,240	\$1,355
	Back Batten	\$534	\$662	\$798	\$926	\$1,057	\$1,198	\$1,318	\$1,454	\$1,592

Note: Batten matching to different drops will incur a 20% surcharge on shortest drop
Common Headrail will incur a 15% surcharge
One Touch Maximum Width = 3050mm